

Introduction to Linguistics: The Structure of Language

Dafydd Gibbon

B.A. British And American Studies
Basic Module 2

Winter Semester 2006/2007

[Class Website](#)

Overview

- The structure of language: constitutive relations:
 - structural relations
 - syntagmatic relations
 - paradigmatic relations
 - semiotic relations
 - interpretation relations
 - realisation relations
 - ranks
 - phoneme
 - morpheme
 - word (simplex, derived, compound)
 - sentence
 - text
 - dialogue
- Text structure - “text syntax”

THE STRUCTURE OF LANGUAGE

STRUCTURE

and

CONSTITUTIVE RELATIONS

What is structure?

- Language structure is determined by following kinds of constitutive relation:
 - structural relations:
 - syntagmatic relations: combinatory relations which create larger signs (and their realisations and interpretations) from smaller signs (and their realisations and interpretations)
 - paradigmatic relations: classificatory relations of similarity and difference between signs.
 - semiotic relations:
 - realisation: the visual appearance or acoustic representation of signs (other senses may also be involved).
 - interpretation: the assignment of meaning to a sign.

STRUCTURAL RELATIONS

Paradigmatic relations: syntax

- Paradigmatic relations:
 - relations of “**choice**”
 - classificatory relations of similarity and difference between signs.
 - similarity and difference of
 - internal structure: simple vs. complex stems
 - external structure: functions in different word orders / positions
 - meaning: synonymy, antonymy, hyponymy, ...
 - appearance: shared and different distinctive features
- Tasks:
 - How many items in total in the *left*, *mid*, and *right* sets?
 - How many items in the sentence set shown?
 - How many of these actually exist, and how many do not?

{the, this, that, ...}

{boy, girl, ape, ...}

{swims, walks, ...}

Paradigmatic relations: phonology

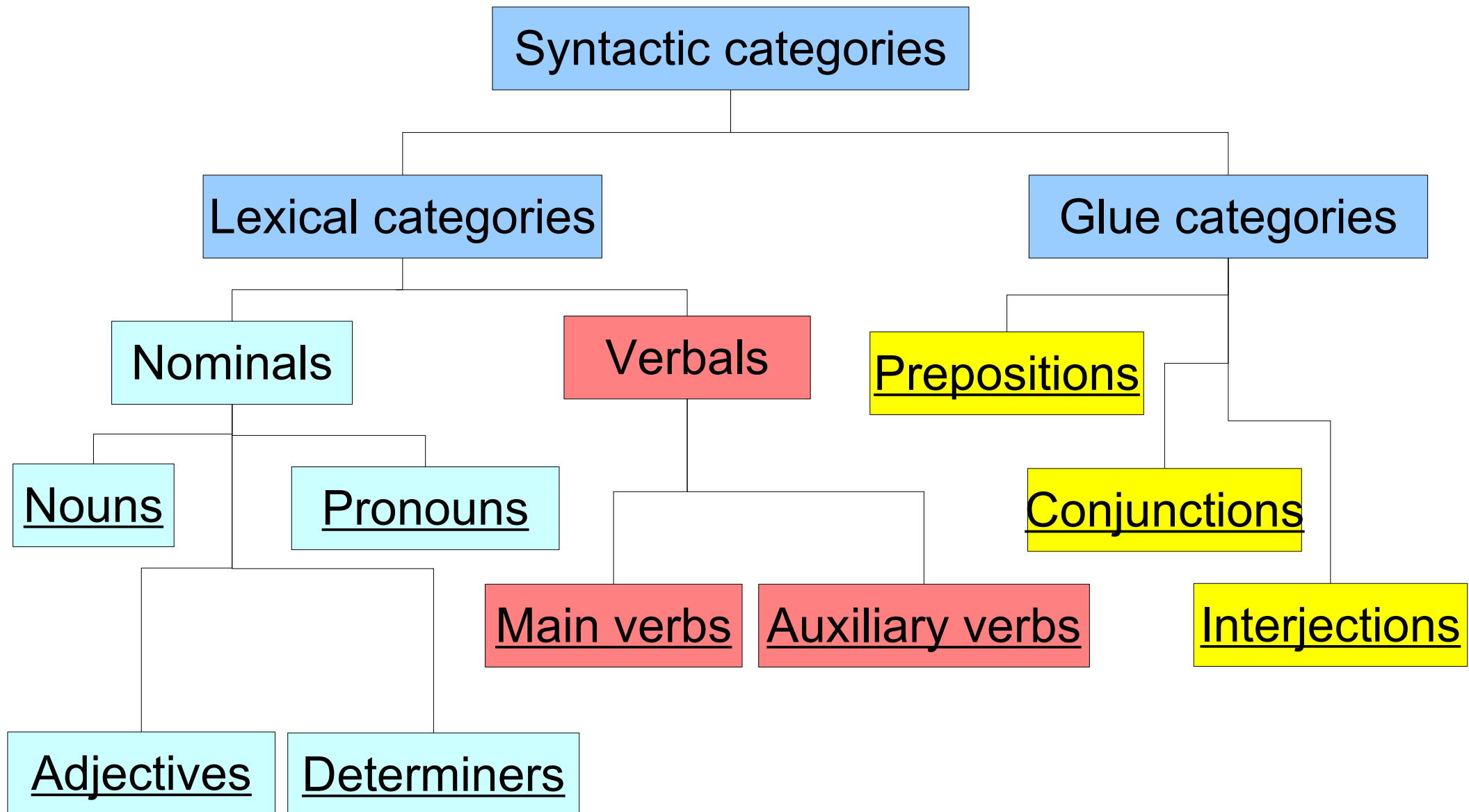
- Paradigmatic relations:
 - relations of “**choice**”
 - classificatory relations of similarity and difference between signs.
 - similarity and difference of
 - internal structure: simple vs. complex stems
 - external structure: functions in different word orders / positions
 - meaning: synonymy, antonymy, hyponymy, ...
 - appearance: shared and different distinctive features
- Tasks:
 - How many items in total in the *left*, *mid*, and *right* sets?
 - How many items in the sentence set shown?
 - How many of these actually exist, and how many do not?

{p, t, k}

{i, æ, ε}

{p, t, k}

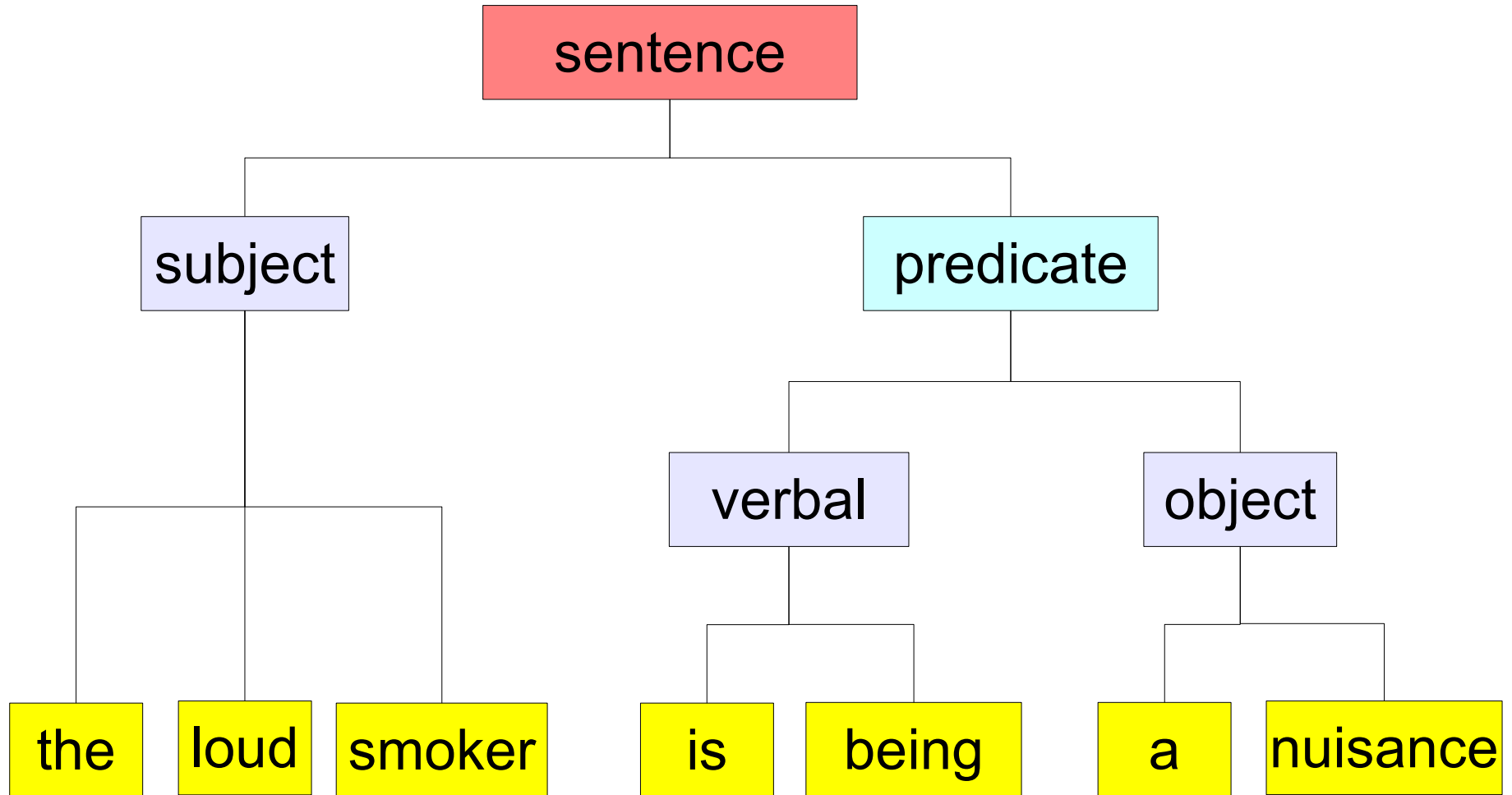
Paradigmatic relations in syntax



Syntagmatic relations

- syntagmatic relations
 - linguistic “glue”: combinatory relations: create larger signs (& their realisations & interpretations) from smaller signs (& their realisations & interpretations)
- Examples:
 - Phonology: Consonants and Vowels are glued together as
 - *core and periphery* of **syllables**.
 - Morphology:
 - lexical morphemes & affixes are glued together into **derived stems**.
 - stems are glued together into **compound stems**.
 - stems and inflections are glued together into **words**.
 - Syntax:
 - nouns and verbs are glued together as the *subjects* and *predicates* of **sentences**.

Syntagmatic relations in syntax



Syntagmatic relations in phonology

s

t

r



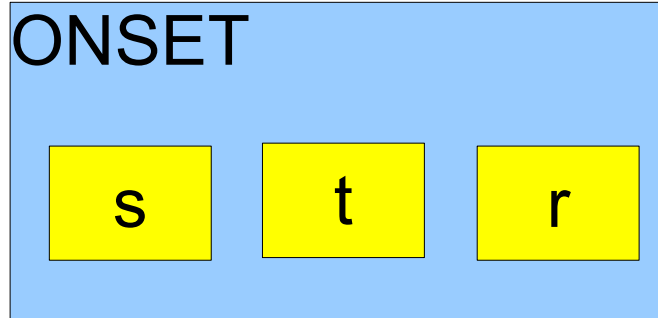
ε

η


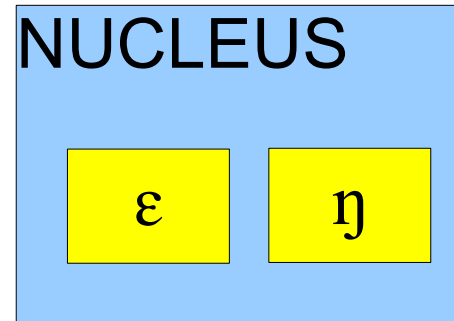
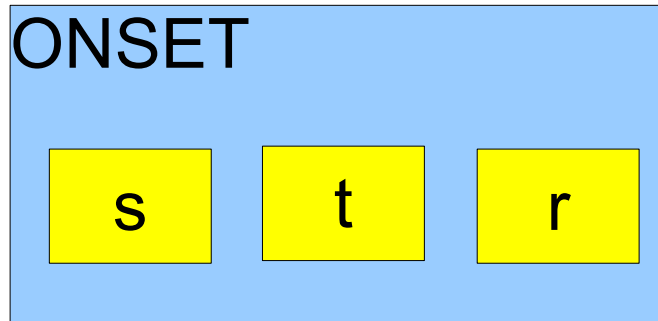
θ

s

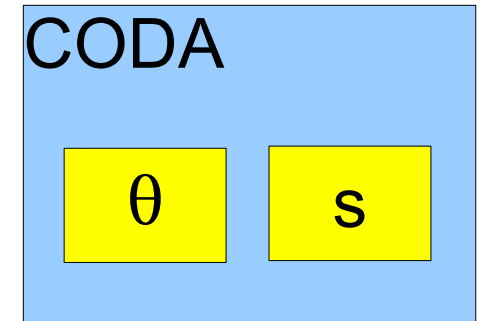
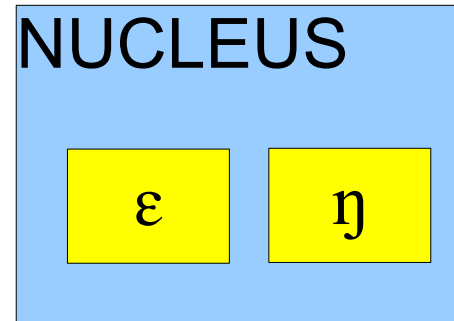
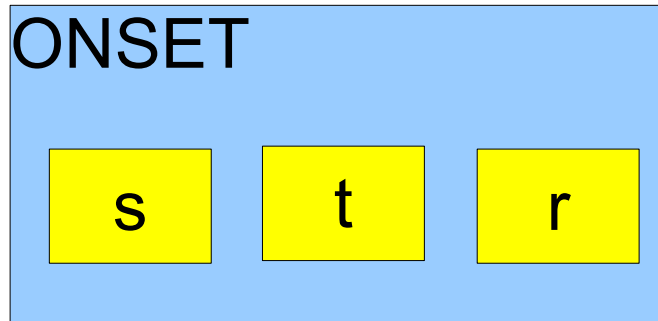
Structures and syntagmatic relations



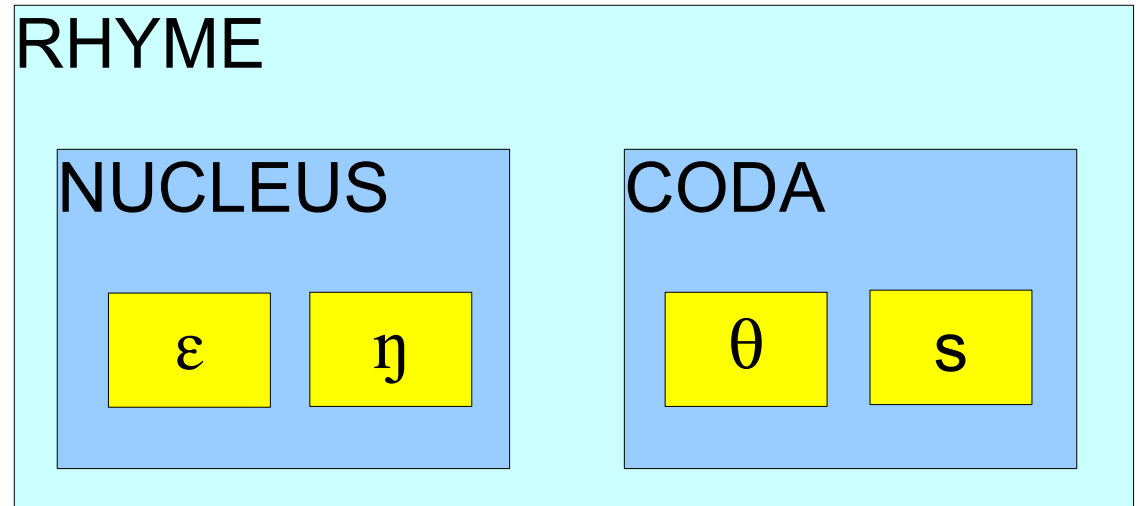
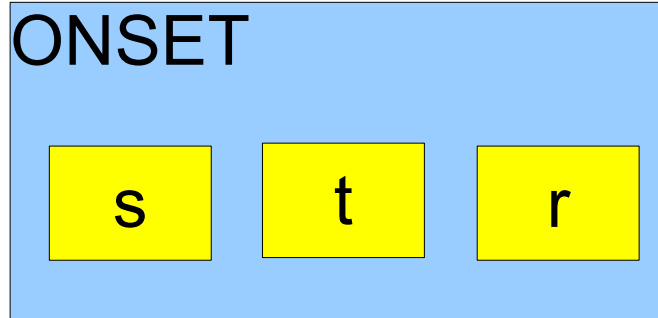
Structures and syntagmatic relations



Structures and syntagmatic relations



Structures and syntagmatic relations



Structures and syntagmatic relations

SYLLABLE

ONSET

s

t

r

RHYME

NUCLEUS

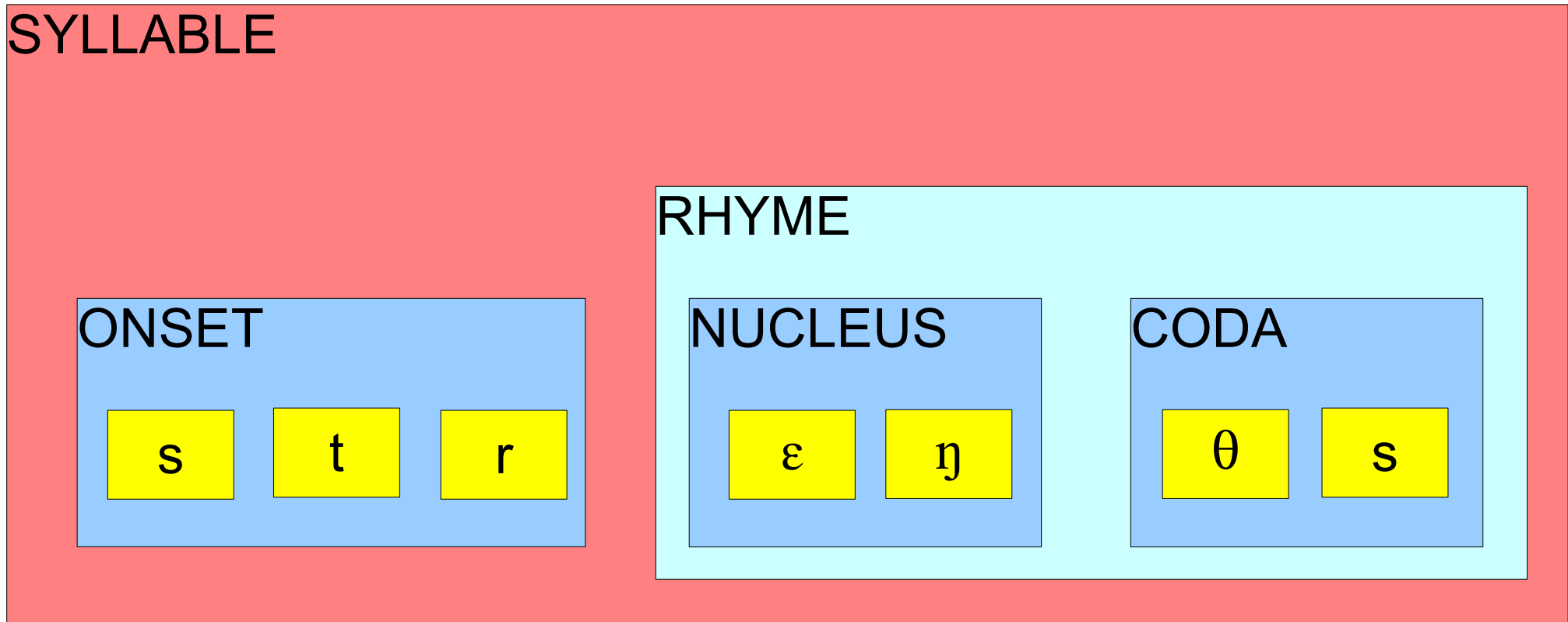
ε

ŋ

CODA

θ

s



Structures and syntagmatic relations

s

t

r

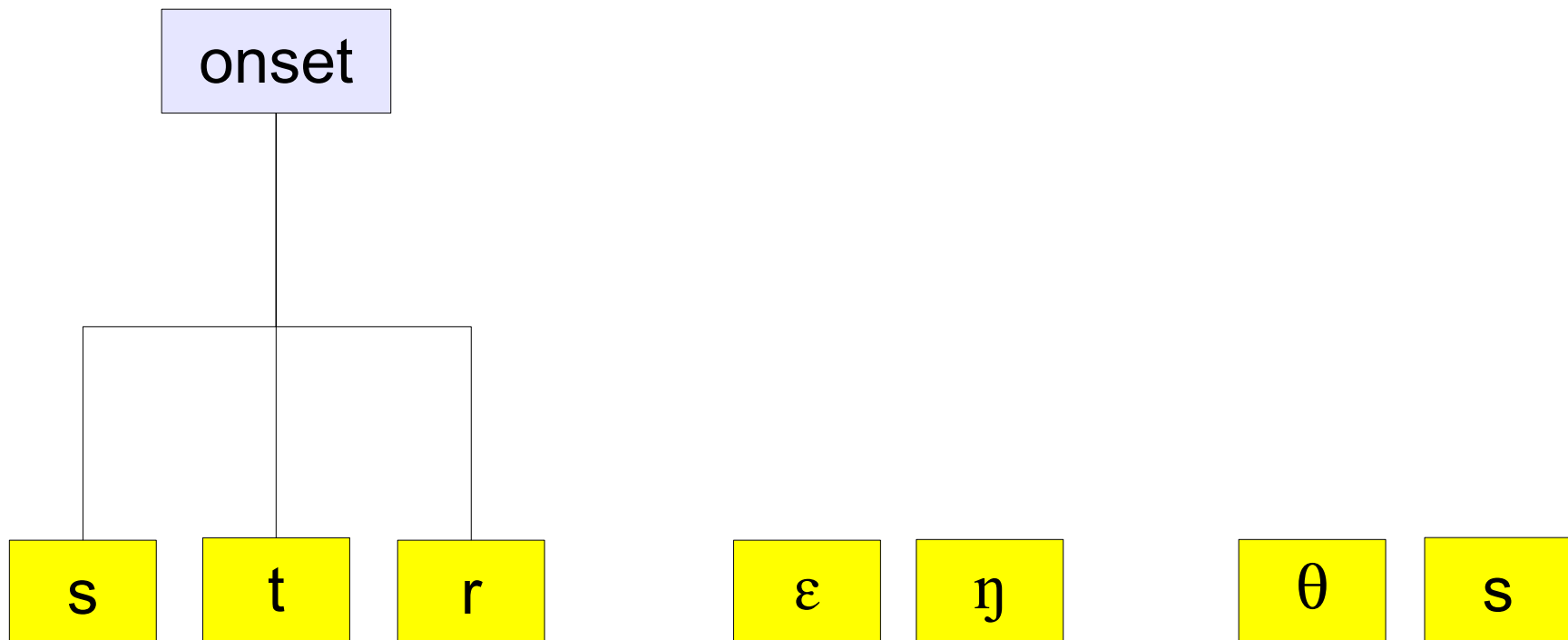
ε

η


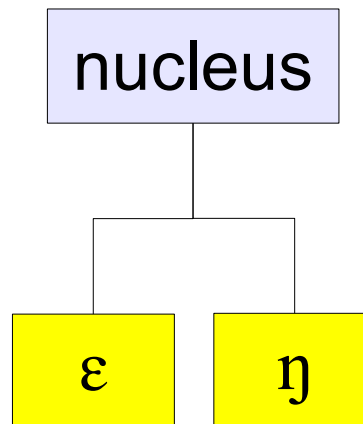
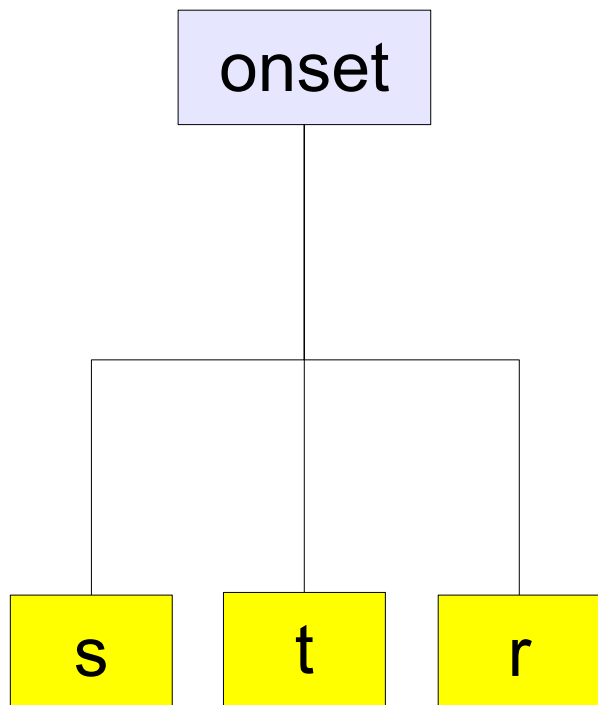
θ

s

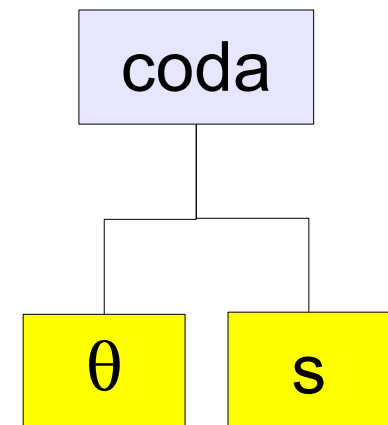
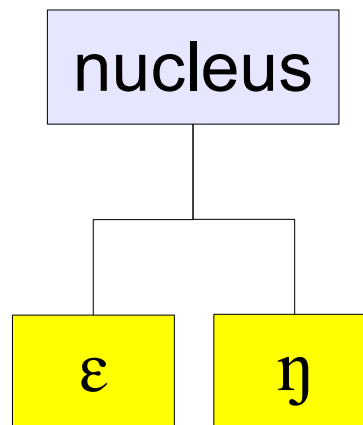
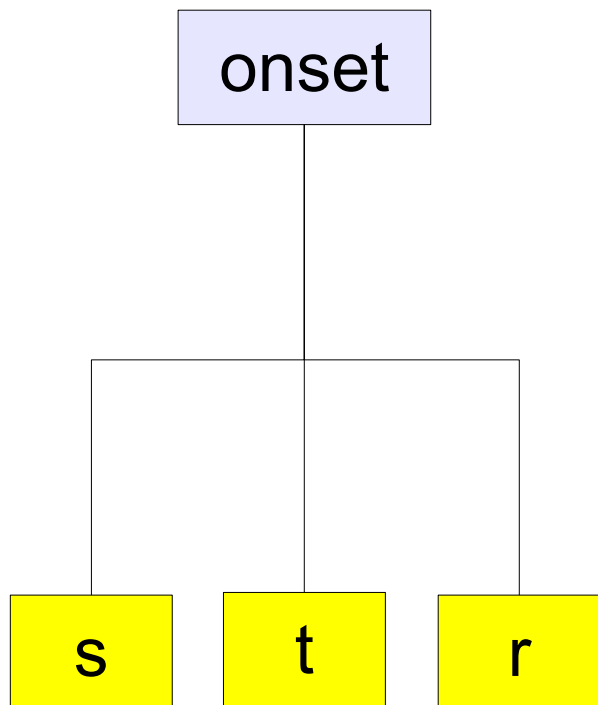
Structures and syntagmatic relations



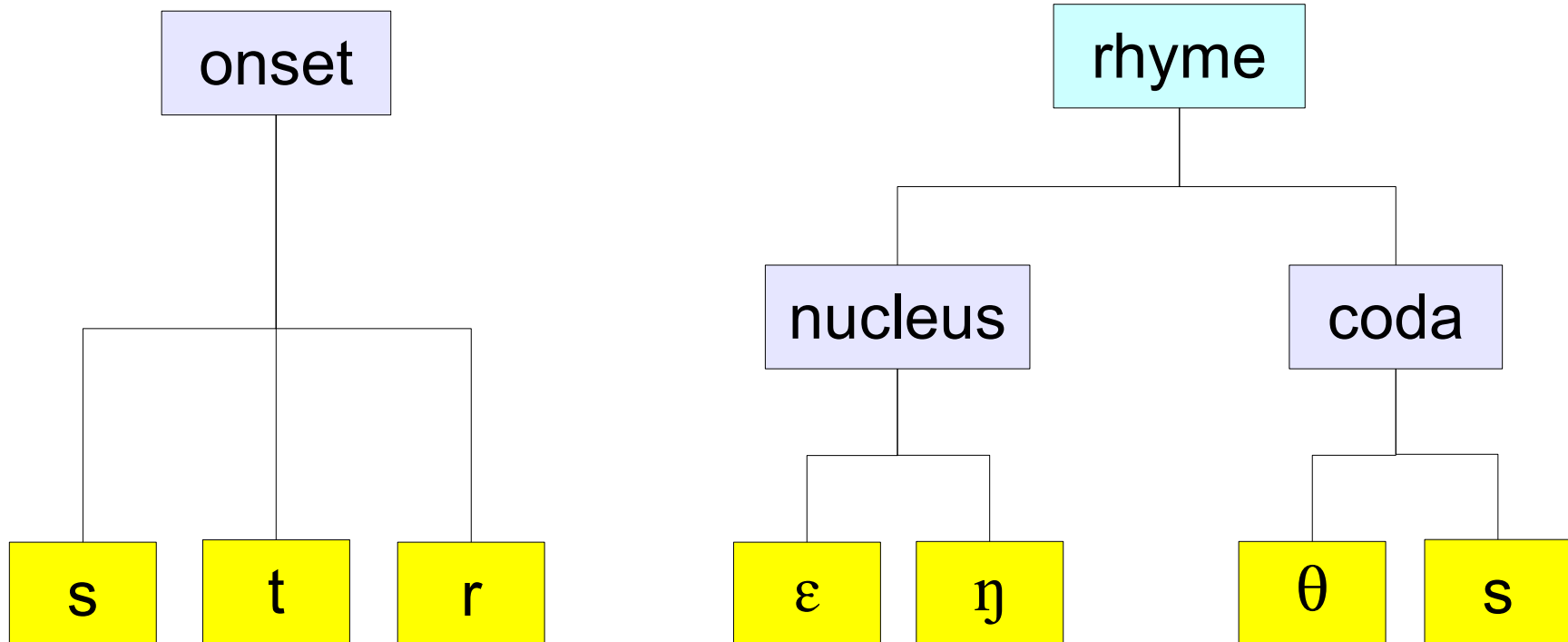
Structures and syntagmatic relations



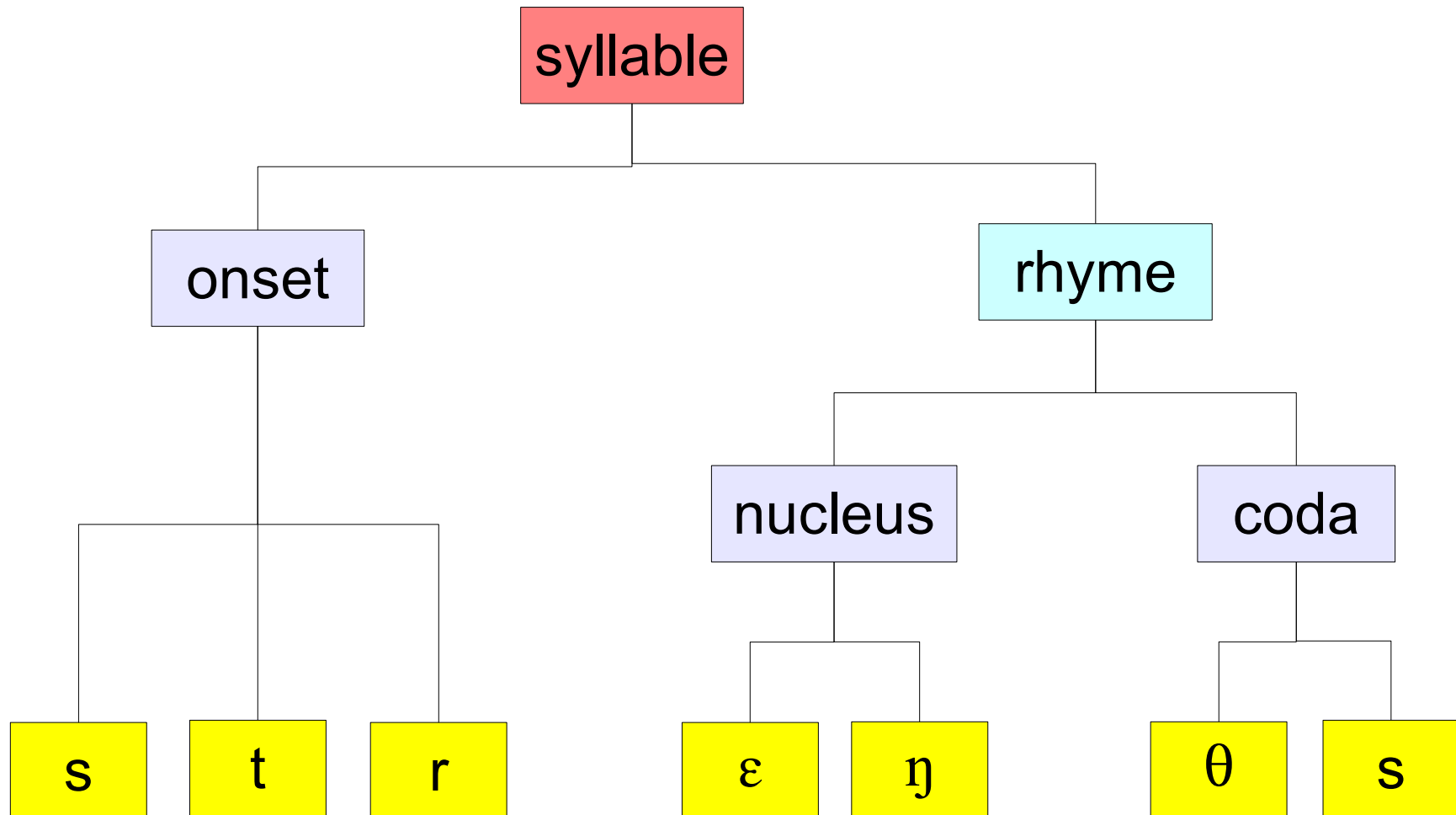
Structures and syntagmatic relations



Structures and syntagmatic relations



Structures and syntagmatic relations



SEMIOTIC RELATIONS

Interpretation relations

- Meanings of signs
 - lexical semantics

- ... after Christmas...

Realisation relations

- Phonology
-
-
- *We have dealt with these already...*

The sign hierarchy: ranks

- Signs are structured in terms of their position in a size hierarchy; the positions in the hierarchy are sometimes referred to as *ranks*.
- The main ranks (there are subdivisions) are:
 - dialogue
 - monologue/text
 - sentence
 - word
 - morpheme
 - phoneme
- Signs at each of these ranks have
 - structure (internal and external)
 - semiotic relations (functions and realisations)

Ranks below the word level

<i>SIGN rank</i>	Internal structure	External structure	Interpretation	Realisation
<i>word:</i>	stems, affixes	Functional parts of sentences	Complex states, properties, events, ...	Phonemes; word prosody
<i>morpheme:</i>	phonemes, syllables	Parts of words	Simple states, properties, events, ...	
<i>phoneme:</i>	distinctive features	syllables	Encoding of morphemes into sounds	Phonetic segments; allophones of phonemes

Ranks above the word level

<i>SIGN rank</i>	Internal structure	External structure	Interpretation	Realisation
<i>dialogue:</i>	turns, texts	Social interaction	Communication	Prosody, gesture
<i>text:</i>	sentences	Components of dialogues	Speech acts	Prosody, gesture
<i>sentence:</i>	phrases, words	Parts of narrative, argumentative texts, etc.	Propositions	Prosody, rhythm

Ranks: the full picture

<i>SIGN rank</i>	Internal structure	External structure	Interpretation	Realisation
<i>dialogue:</i>	turns, texts	Social interaction	Communication	Prosody, gesture
<i>text:</i>	sentences	Components of dialogues	Speech acts	Prosody, gesture
<i>sentence:</i>	phrases, words	Parts of narrative, argumentative texts, etc.	Propositions	Prosody, rhythm
<i>word:</i>	stems, affixes	Functional parts of sentences	Complex states, properties, events, ...	Phonemes; word prosody
<i>morpheme:</i>	phonemes, syllables	Parts of words	Simple states, properties, events, ...	
<i>phoneme:</i>	distinctive features	syllables	Encoding of morphemes into sounds	Phonetic segments; allophones of phonemes

Text structure

Cream of mushroom soup

INGREDIENTS:

- * 4 Tablespoons butter, divided use
- * 8 ounces mushrooms
- * 1 teaspoon salt
- * 1 medium sweet onion, chopped
- * 1/4 cup flour
- * 1/4 teaspoon white pepper, or to taste
- * 2 cans (10-3/4 ounces each) chicken broth
- * 1/8 tsp ground nutmeg
- * 1 cup heavy cream
- * Chopped parsley for garnish

PREPARATION:

Clean mushrooms with a mushroom brush or damp paper towel. Cut half of the mushrooms into slices. Chop the remainder. Melt half of the butter in a large saucepan and saute sliced mushrooms until golden. Remove and reserve sliced mushrooms. Add remaining butter to the same pan, along with the chopped mushrooms and sweet onions. Sprinkle with salt. Cook, stirring often, until onion is soft. Return sliced mushrooms to the pan. Add flour and cook, stirring constantly about 2 minutes, until smooth. Slowly add chicken broth while stirring. Simmer, stirring often, until thickened. Add nutmeg and pepper. Taste and adjust seasoning, if need be. Add heavy cream and bring to a simmer. (Do not boil.) Ladle into soup bowls and garnish with chopped parsley. Yield: 2 entree servings or 4 smaller appetizer servings

Text structure

Baseball Heaven

Two old guys, Abe and Sol, are sitting on a park bench feeding pigeons and talking about baseball, like they do every day. Abe turns to Sol and says, "Do you think there's baseball in heaven?" Sol thinks about it for a minute and replies, "I dunno. But let's make a deal: if I die first, I'll come back and tell you if there's baseball in heaven, and if you die first, you do the same." They shake on it and sadly, a few months later, poor Abe passes on. One day soon afterward, Sol is sitting there feeding the pigeons by himself when he hears a voice whisper, "Sol... Sol..." Sol responds, "Abe! Is that you?" "Yes it is, Sol," whispers Abe's ghost. Sol, still amazed, asks, "So, is there baseball in heaven?" "Well," says Abe, "I've got good news and bad news." "Gimme the good news first," says Sol. Abe says, "Well... there is baseball in heaven." Sol says, "That's great! What news could be bad enough to ruin that!?" Abe sighs and whispers, "You're pitching on Friday."

Cream of mushroom soup

INGREDIENTS:

- * 4 Tablespoons butter, divided use
- * 8 ounces mushrooms
- * 1 teaspoon salt
- * 1 medium sweet onion, chopped
- * 1/4 cup flour
- * 1/4 teaspoon white pepper, or to taste
- * 2 cans (10-3/4 ounces each) chicken broth
- * 1/8 tsp ground nutmeg
- * 1 cup heavy cream
- * Chopped parsley for garnish

PREPARATION:

Clean mushrooms with a mushroom brush or damp paper towel. Cut half of the mushrooms into slices. Chop the remainder. Melt half of the butter in a large saucepan and saute sliced mushrooms until golden. Remove and reserve sliced mushrooms. Add remaining butter to the same pan, along with the chopped mushrooms and sweet onions. Sprinkle with salt. Cook, stirring often, until onion is soft. Return sliced mushrooms to the pan. Add flour and cook, stirring constantly about 2 minutes, until smooth. Slowly add chicken broth while stirring. Simmer, stirring often, until thickened. Add nutmeg and pepper. Taste and adjust seasoning, if need be. Add heavy cream and bring to a simmer. (Do not boil.) Ladle into soup bowls and garnish with chopped parsley. Yield: 2 entree servings or 4 smaller appetizer servings

Text structure

Knitting a scarf: Section 1

(Set-up Rows)

CO 2 sts.

Row 1: P1, pfb.

Row 2: S11, k1, pm, yo, kfb.

Row 3 and all odd-numbered rows: S11, p to last st, pfb.

Row 4: S11, k1, k tbl, k1, k tbl, kfb.

NOTE: From this point forward through the whole pattern, on even-numbered rows, you will always be knitting the st before the marker through the back loop, knitting the stitch after the marker through the front as normal, then the next st through the back loop. The untwisted line of sts will later be dropped and unravelled, and the adjacent columns of twisted sts will stay nice and tight, helping the fabric keep its structure.

Row 6: S11, k2, k tbl, k1, k tbl, k1, kfb.

Row 8: S11, k3, k tbl, k1, k tbl, k2, kfb.

Row 10: S11, k4, k tbl, k1, k tbl, k3, kfb.

Row 12: S11, k5, k tbl, k1, k tbl, k4, kfb.

Row 14: S11, k1, pm, yo, k2tog, k3, k tbl, k1, k tbl, k3, ssk, pm, yo, kfb. 17 sts on needle.

Get FREE Super Saver Shipping, plus Save up to 30% on Toys Save up to 30% on Toys & Games Save up to 30% on the hottest toys. Plus, get Amazon Prime and FREE Super Saver Shipping on orders over \$25 shipped from and sold by Amazon.com (restrictions apply). Start shopping now for:

- * Building sets, blocks, and models
- * Electronics for kids
- * Games
- * Preschool items

Baseball Heaven

Two old guys, Abe and Sol, are sitting on a park bench feeding pigeons and talking about baseball, like they do every day. Abe turns to Sol and says, "Do you think there's baseball in heaven?" Sol thinks about it for a minute and replies, "I dunno. But let's make a deal: if I die first, I'll come back and tell you if there's baseball in heaven, and if you die first, you do the same." They shake on it and sadly, a few months later, poor Abe passes on. One day soon afterward, Sol is sitting there feeding the pigeons by himself when he hears a voice whisper, "Sol... Sol..." Sol responds, "Abe! Is that you?" "Yes it is, Sol," whispers Abe's ghost. Sol, still amazed, asks, "So, is there baseball in heaven?" "Well," says Abe, "I've got good news and bad news." "Gimme the good news first," says Sol. Abe says, "Well... there is baseball in heaven." Sol says, "That's great! What news could be bad enough to ruin that!?" Abe sighs and whispers, "You're pitching on Friday."

Cream of mushroom soup

INGREDIENTS:

- * 4 Tablespoons butter, divided use
- * 8 ounces mushrooms
- * 1 teaspoon salt
- * 1 medium sweet onion, chopped
- * 1/4 cup flour
- * 1/4 teaspoon white pepper, or to taste
- * 2 cans (10-3/4 ounces each) chicken broth
- * 1/8 tsp ground nutmeg
- * 1 cup heavy cream
- * Chopped parsley for garnish

PREPARATION:

Clean mushrooms with a mushroom brush or damp paper towel. Cut half of the mushrooms into slices. Chop the remainder. Melt half of the butter in a large saucepan and saute sliced mushrooms until golden. Remove and reserve sliced mushrooms. Add remaining butter to the same pan, along with the chopped mushrooms and sweet onions. Sprinkle with salt. Cook, stirring often, until onion is soft. Return sliced mushrooms to the pan. Add flour and cook, stirring constantly about 2 minutes, until smooth. Slowly add chicken broth while stirring. Simmer, stirring often, until thickened. Add nutmeg and pepper. Taste and adjust seasoning, if need be. Add heavy cream and bring to a simmer. (Do not boil.) Ladle into soup bowls and garnish with chopped parsley. Yield: 2 entree servings or 4 smaller appetizer servings

Text structure

Knitting a scarf: Section 1

(Set-up Rows)

CO 2 sts.

Row 1: P1, pfb.

Row 2: S11, k1, pm, yo, kfb.

Row 3 and all odd-numbered rows: S11, p to last st, pfb.

Row 4: S11, k1, k tbl, k1, k tbl, kfb.

NOTE: From this point forward through the whole pattern, on even-numbered rows, you will always be knitting the st before the marker through the back loop, knitting the stitch after the marker through the front as normal, then the next st through the back loop. The untwisted line of sts will later be dropped and unravelled, and the adjacent columns of twisted sts will stay nice and tight, helping the fabric keep its structure.

Row 6: S11, k2, k tbl, k1, k tbl, k1, kfb.

Row 8: S11, k3, k tbl, k1, k tbl, k2, kfb.

Row 10: S11, k4, k tbl, k1, k tbl, k3, kfb.

Row 12: S11, k5, k tbl, k1, k tbl, k4, kfb.

Row 14: S11, k1, pm, yo, k2tog, k3, k tbl, k1, k tbl, k3, ssk, pm, yo, kfb. 17 sts on needle.

Cream of mushroom soup

INGREDIENTS:

- * 4 Tablespoons butter, divided use
- * 8 ounces mushrooms
- * 1 teaspoon salt
- * 1 medium sweet onion, chopped
- * 1/4 cup flour
- * 1/4 teaspoon white pepper, or to taste
- * 2 cans (10-3/4 ounces each) chicken broth
- * 1/8 tsp ground nutmeg
- * 1 cup heavy cream
- * Chopped parsley for garnish

PREPARATION:

Clean mushrooms with a mushroom brush or damp paper towel. Cut half of the mushrooms into slices. Chop the remainder. Melt half of the butter in a large saucepan and saute sliced mushrooms until golden. Remove and reserve sliced mushrooms. Add remaining butter to the same pan, along with the chopped mushrooms and sweet onions. Sprinkle with salt. Cook, stirring often, until onion is soft. Return sliced mushrooms to the pan. Add flour and cook, stirring constantly about 2 minutes, until smooth. Slowly add chicken broth while stirring. Simmer, stirring often, until thickened. Add nutmeg and pepper. Taste and adjust seasoning, if need be. Add heavy cream and bring to a simmer. (Do not boil.) Ladle into soup bowls and garnish with chopped parsley. Yield: 2 entree servings or 4 smaller appetizer servings

Get FREE Super Saver Shipping, plus Save up to 30% on Toys Save up to 30% on Toys & Games Save up to 30% on the hottest toys. Plus, get Amazon Prime and FREE Super Saver Shipping on orders over \$25 shipped from and sold by Amazon.com (restrictions apply). Start shopping now for:

- * Building sets, blocks, and models
- * Electronics for kids
- * Games
- * Preschool items

Baseball Heaven

Two old guys, Abe and Sol, are sitting on a park bench feeding pigeons and talking about baseball, like they do every day. Abe turns to Sol and says, "Do you think there's baseball in heaven?" Sol thinks about it for a minute and replies, "I dunno. But let's make a deal: if I die first, I'll come back and tell you if there's baseball in heaven, and if you die first, you do the same." They shake on it and sadly, a few months later, poor Abe passes on. One day soon afterward, Sol is sitting there feeding the pigeons by himself when he hears a voice whisper, "Sol... Sol..." Sol responds, "Abe! Is that you?" "Yes it is, Sol," whispers Abe's ghost. Sol, still amazed, asks, "So, is there baseball in heaven?" "Well," says Abe, "I've got good news and bad news." "Gimme the good news first," says Sol. Abe says, "Well... there is baseball in heaven." Sol says, "That's great! What news could be bad enough to ruin that!?" Abe sighs and whispers, "You're pitching on Friday."

The screenshot shows the CNN International website interface. At the top, there's a navigation bar with the CNN logo and links for 'Member Center: Sign In | Register'. Below that is a banner for 'Click HERE for CNN Free Video Service' with the CNN logo and 'WITH FREE VIDEO'. A search bar is located below the banner. The main content area features a large article titled 'Friend: I know who poisoned spy' with a photo of a man in a hospital bed. The right sidebar contains a 'LATEST NEWS' section with several headlines, including 'Chavez: New 'defeat for the devil'', 'Annan: Iraq 'worse than civil war'', and 'Bush knows 'Iraq changes needed''. The bottom of the page shows a URL: http://edition.cnn.com/2006/WORLD/asiapcf/12/04/philippines.typhoon.ap/index.html

Text structure

Knitting a scarf: Section 1

(Set-up Rows)

CO 2 sts.

Row 1: P1, pfb.

Row 2: S11, k1, pm, yo, kfb.

Row 3 and all odd-numbered rows: S11, p to last st, pfb.

Row 4: S11, k1, k tbl, k1, k tbl, kfb.

NOTE: From this point forward through the whole pattern, on even-numbered rows, you will always be knitting the st before the marker through the back loop, knitting the stitch after the marker through the front as normal, then the next st through the back loop. The untwisted line of sts will later be dropped and unravelled, and the adjacent columns of twisted sts will stay nice and tight, helping the fabric keep its structure.

Row 6: S11, k2, k tbl, k1, k tbl, k1, kfb.

Row 8: S11, k3, k tbl, k1, k tbl, k2, kfb.

Row 10: S11, k4, k tbl, k1, k tbl, k3, kfb.

Row 12: S11, k5, k tbl, k1, k tbl, k4, kfb.

Row 14: S11, k1, pm, yo, k2tog, k3, k tbl, k1, k tbl, k3, ssk, pm, yo, kfb. 17 sts on needle.

Cream of mushroom soup

INGREDIENTS:

- * 4 Tablespoons butter, divided use
- * 8 ounces mushrooms
- * 1 teaspoon salt
- * 1 medium sweet onion, chopped
- * 1/4 cup flour
- * 1/4 teaspoon white pepper, or to taste
- * 2 cans (10-3/4 ounces each) chicken broth
- * 1/8 tsp ground nutmeg
- * 1 cup heavy cream
- * Chopped parsley for garnish

PREPARATION:

Clean mushrooms with a mushroom brush or damp paper towel. Cut half of the mushrooms into slices. Chop the remainder. Melt half of the butter in a large saucepan and saute sliced mushrooms until golden. Remove and reserve sliced mushrooms. Add remaining butter to the same pan, along with the chopped mushrooms and sweet onions. Sprinkle with salt. Cook, stirring often, until onion is soft. Return sliced mushrooms to the pan. Add flour and cook, stirring constantly about 2 minutes, until smooth. Slowly add chicken broth while stirring. Simmer, stirring often, until thickened. Add nutmeg and pepper. Taste and adjust seasoning, if need be. Add heavy cream and bring to a simmer. (Do not boil.) Ladle into soup bowls and garnish with chopped parsley. Yield: 2 entree servings or 4 smaller appetizer servings

Get FREE Super Saver Shipping, plus Save up to 30% on Toys Save up to 30% on Toys & Games Save up to 30% on the hot Plus, get Amazon Saver Shipping on items from and sold by Amazon (apply). Start shopping now!

- * Building sets,
- * Electronics for
- * Games
- * Preschool items

TEXT
STRUCTURE

Baseball Heaven

Two old guys, Abe and Sol, are sitting on a park bench feeding pigeons and talking about baseball, like they do every day. Abe says, "Do you think there's baseball in heaven?" Sol says, "I dunno. But let's say if I die first, I'll come back and tell you if there's baseball in heaven, and if you die first, you do the same." They talk and sadly, a few months later, poor Abe passes on. Sol says, "Well, I've got good news and bad news." "Gimme the good news first," says Sol. Abe says, "Well... there is baseball in heaven." Sol says, "That's great! What news could be bad enough to ruin that!?" Abe sighs and whispers, "You're pitching on Friday."

The screenshot shows the CNN International website interface. At the top, there's a navigation bar with 'SEARCH' and 'THE WEB' options. The main content area is dominated by a large article titled 'Friend: I know who poisoned spy' with a photo of a man. To the right, there's a 'LATEST NEWS' section with several headlines. The bottom of the page shows the URL: <http://edition.cnn.com/2006/WORLD/asiacpf/12/04/philippines.typhoon.ap/index.html>

Text structure

Knitting a scarf: Section 1

(Set-up Rows)

CO 2 sts.

Row 1: P1, pfb.

Row 2: S11, k1, pm, yo, kfb.

Row 3 and all odd-numbered rows: S11, p to last st, pfb.

Row 4: S11, k1, k tbl, k1, k tbl, kfb.

NOTE: From this point forward through the whole pattern, on even-numbered rows, you will always be knitting the st before the marker through the back loop, knitting the stitch after the marker through the front as normal, then the next st through the back loop. The untwisted line of sts will later be dropped and unravelled, and the adjacent columns of twisted sts will stay nice and tight, helping the fabric keep its structure.

Row 6: S11, k2, k tbl, k1, k tbl, k1, kfb.

Row 8: S11, k3, k tbl, k1, k tbl, k2, kfb.

Row 10: S11, k4, k tbl, k1, k tbl, k3, kfb.

Row 12: S11, k5, k tbl, k1, k tbl, k4, kfb.

Row 14: S11, k1, pm, yo, k2tog, k3, k tbl, k1, k tbl, k3, ssk, pm, yo, kfb. 17 sts on needle.

Get FREE Super Saver Shipping, plus Save up to 30% on Toys Save up to 30% on Toys & Games Save up to 30% on the hottest toys. Plus, get Amazon Prime and FREE Super Saver Shipping on orders over \$25 shipped from and sold by Amazon.com (restrictions apply). Start shopping now for:

- * Building sets, blocks, and models
- * Electronics for kids
- * Games
- * Preschool items

Baseball Heaven

Two old guys, Abe and Sol, are sitting on a park bench feeding pigeons and talking about baseball, like they do every day. Abe turns to Sol and says, "Do you think there's baseball in heaven?" Sol thinks about it for a minute and replies, "I dunno. But let's make a deal: if I die first, I'll come back and tell you if there's baseball in heaven, and if you die first, you do the same." They shake on it and sadly, a few months later, poor Abe passes on. One day soon afterward, Sol is sitting there feeding the pigeons by himself when he hears a voice whisper, "Sol... Sol..." Sol responds, "Abe! Is that you?" "Yes it is, Sol," whispers Abe's ghost. Sol, still amazed, asks, "So, is there baseball in heaven?" "Well," says Abe, "I've got good news and bad news." "Gimme the good news first," says Sol. Abe says, "Well... there is baseball in heaven." Sol says, "That's great! What news could be bad enough to ruin that!?" Abe sighs and whispers, "You're pitching on Friday."

TEXTS as TEXT PARTS

Cream of mushroom soup

INGREDIENTS:

- * 4 Tablespoon
- * 8 ounces mushroom
- * 1 teaspoon salt
- * 1 medium sweet onion
- * 1/4 cup flour
- * 1/4 teaspoon white pepper, or to taste
- * 2 cans (10-3/4 ounces each) chicken broth
- * 1/8 tsp ground nutmeg
- * 1 cup heavy cream
- * Chopped parsley for garnish

PREPARATION:

Clean mushrooms with a mushroom brush or damp paper towel. Cut half of the mushrooms into slices. Chop the remainder. Melt half of the butter in a large saucepan and saute sliced mushrooms until golden. Remove and reserve sliced mushrooms. Add remaining butter to the same pan, along with the chopped mushrooms and sweet onions. Sprinkle with salt. Cook, stirring often, until onion is soft. Return sliced mushrooms to the pan. Add flour and cook, stirring constantly about 2 minutes, until smooth. Slowly add chicken broth while stirring. Simmer, stirring often, until thickened. Add nutmeg and pepper. Taste and adjust seasoning, if need be. Add heavy cream and bring to a simmer. (Do not boil.) Ladle into soup bowls and garnish with chopped parsley. Yield: 2 entree servings or 4 smaller appetizer servings

The screenshot shows the CNN International website interface. At the top, there's a navigation bar with the CNN logo and links for 'Member Center: Sign In | Register' and 'MAKE CNN.com YOUR HOME PAGE'. Below this is a search bar and a 'Click HERE for CNN Free Video Service' banner. The main content area features a large article titled 'Friend: I know who poisoned spy' with a photo of a man. To the right, there's a 'LATEST NEWS' section with several headlines. A yellow box with the text 'TEXTS as TEXT PARTS' is overlaid on the page, with red arrows pointing to the article title, the photo, and the navigation menu.

HOMEWORK

Homework on language structure

- Identify the syntagmatic relations in the following constructions:
 - /frɪdʒ/, /streɪts/, /prɛər/
 - “department store detective”
 - “three people saw a woman and her dog in the shop”
- Identify the paradigmatic relations in the following sets (describe similarities and differences):
 - {/p/, /t/, /k/}
 - {“object”, “furniture”, “chair”, “table”}
 - {“walk”, “drive”, “run”, “ride”}
- Analyse the components of the following item into units of different ranks:

her step-mother bought her a pre-paid phone card