

# Academic Writing

Dafydd Gibbon

U Bielefeld

2010-10-27, RobotDoc Workshop Bielefeld

<http://wwwhomes.uni-bielefeld.de/gibbon/2010-10-27-Academic-Writing-Gibbon.pdf>

# Problem

- I want to publish a paper in English.
- Situation:
  - I think my English is brilliant!
    - Problem: It's probably only your spoken English, but you don't realise this...
  - I think my English is hopeless!
    - No problem: ask someone to help you :)
  - I have a deadline in 3 days
    - Use intelligent formatting!

# Motto

First, say what you want to say.

Second, say it.

Third, say what you said.

Quote: My old English teacher, “Bingo” Davies.

# Course outline

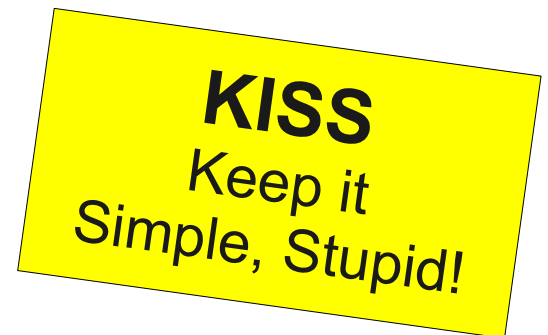
- English
  - Varieties: regional, social, functional
  - Components
    - character – word – sentence – paragraph – text
      - grammar for each of these components
- Text: designing a paper
  - styles = text grammars: main text objects: character, paragraph
  - additional text objects: table, figure, ...
- Project:
  - design paper (not poster, slides)
    - content, structure and format
  - implement in OpenOffice
- Report and follow-up

Requirements  
Design  
Implementation  
Dissemination

# English

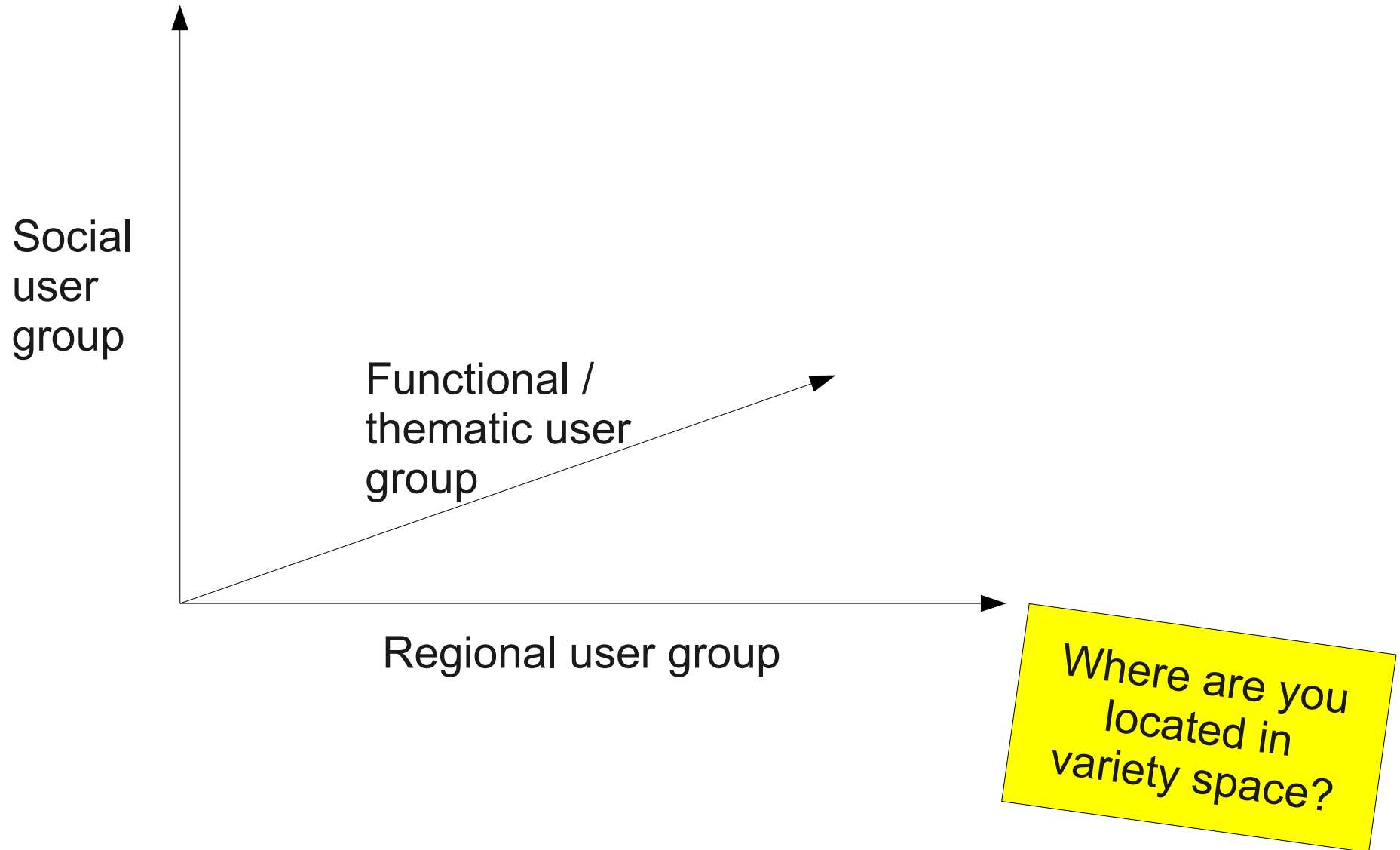
# English

- Why English?
- What is English?
- Which English
- How many Englishes are there?
- Alternatives to English?
- Where are the problems in English?
  - Grammar?
  - Vocabulary?
  - Pronunciation?
  - ...



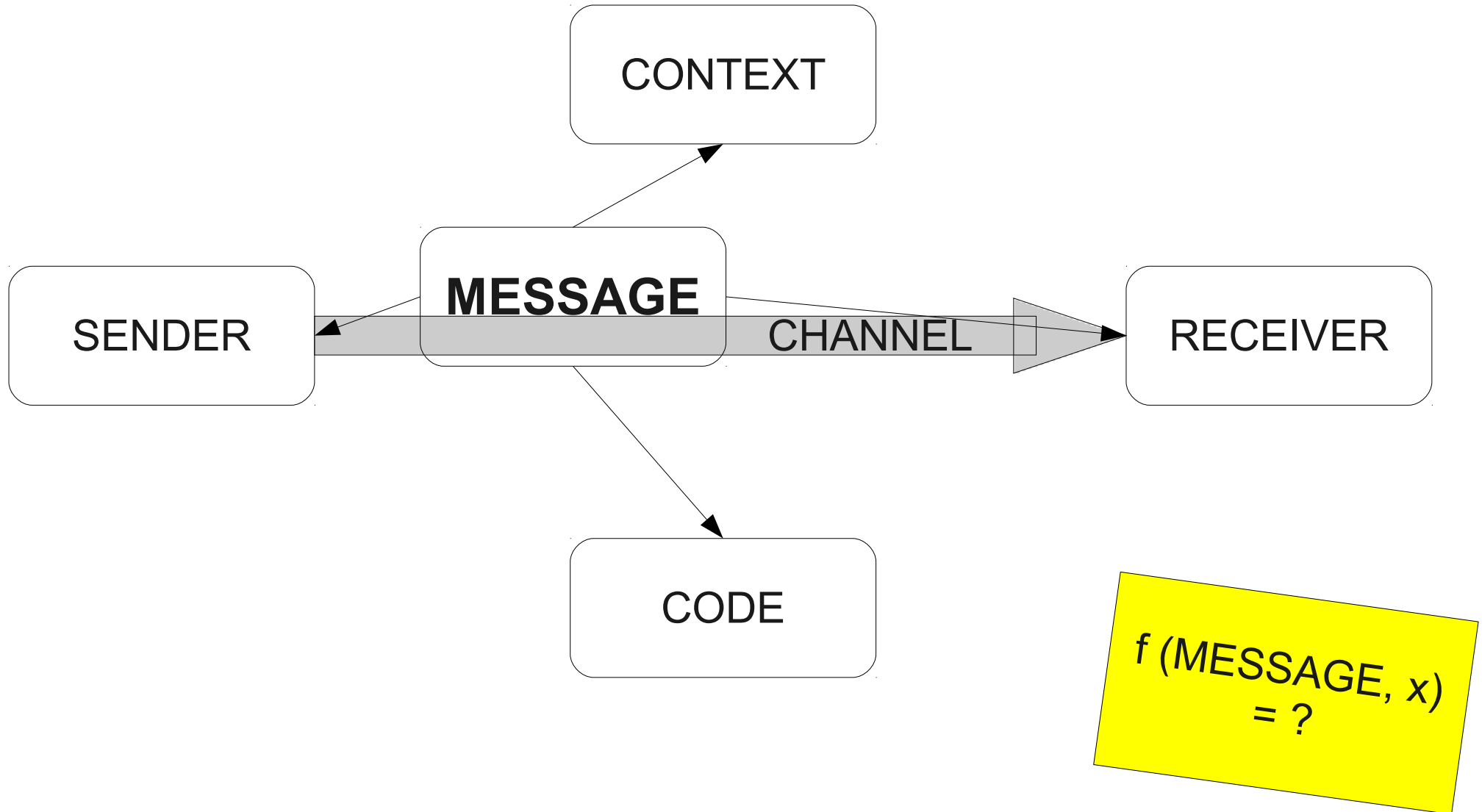
# English variety space

# English variety space

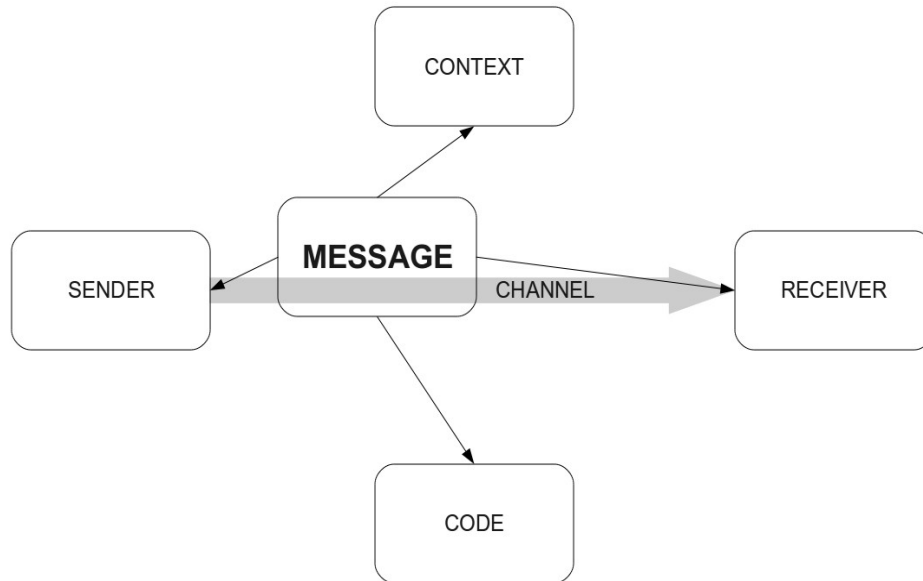


# Functions of language

# Functions of language



# Functions of academic English



## MESSAGE relates to...

SENDER: expressive

RECEIVER: appellative/conative

CONTEXT: descriptive

CODE: metalingual

CHANNEL: phatic

MESSAGE: poetic/stylistic

# Functions of academic English

## MESSAGE relates to...

**SENDER:** expressive, i.e. you want to demonstrate competence and innovativity (not primarily to entertain)

**RECEIVER:** appellative/conative, i.e. you want to convince the reader (a) to continue reading, (b) believe you, (c) accept your conclusions.

**CONTEXT:** descriptive, i.e. you want to present problem, data, method, results, discussion accurately (truthfully) and clearly.

**CODE:** metalingual, i.e. you don't want to distract the reader with obscure formulations, poor grammar and vocabulary, typos, inconsistent formatting

**CHANNEL:** phatic, i.e. you want to keep to expected conventions.

**MESSAGE:** poetic/stylistic, i.e. you want to keep to a conventionally formal, 3rd person style.

# Components of language

# Components of language

# Components of language

Character / Phoneme

# Components of language

Word:  
Inflected  
Compound  
Derived  
Simple (morpheme)

Character / Phoneme

# Components of language

Sentence:  
Coordinate  
Subordinate  
Simple

Word:  
Inflected  
Compound  
Derived  
Simple (morpheme)

Character / Phoneme

# Components of language

Text:

- very many types
- ...

Sentence:

Coordinate  
Subordinate  
Simple

Word:

Inflected  
Compound  
Derived  
Simple (morpheme)

Character / Phoneme

# Components of language

## Structure

### Text:

- very many types
- ...

### Sentence:

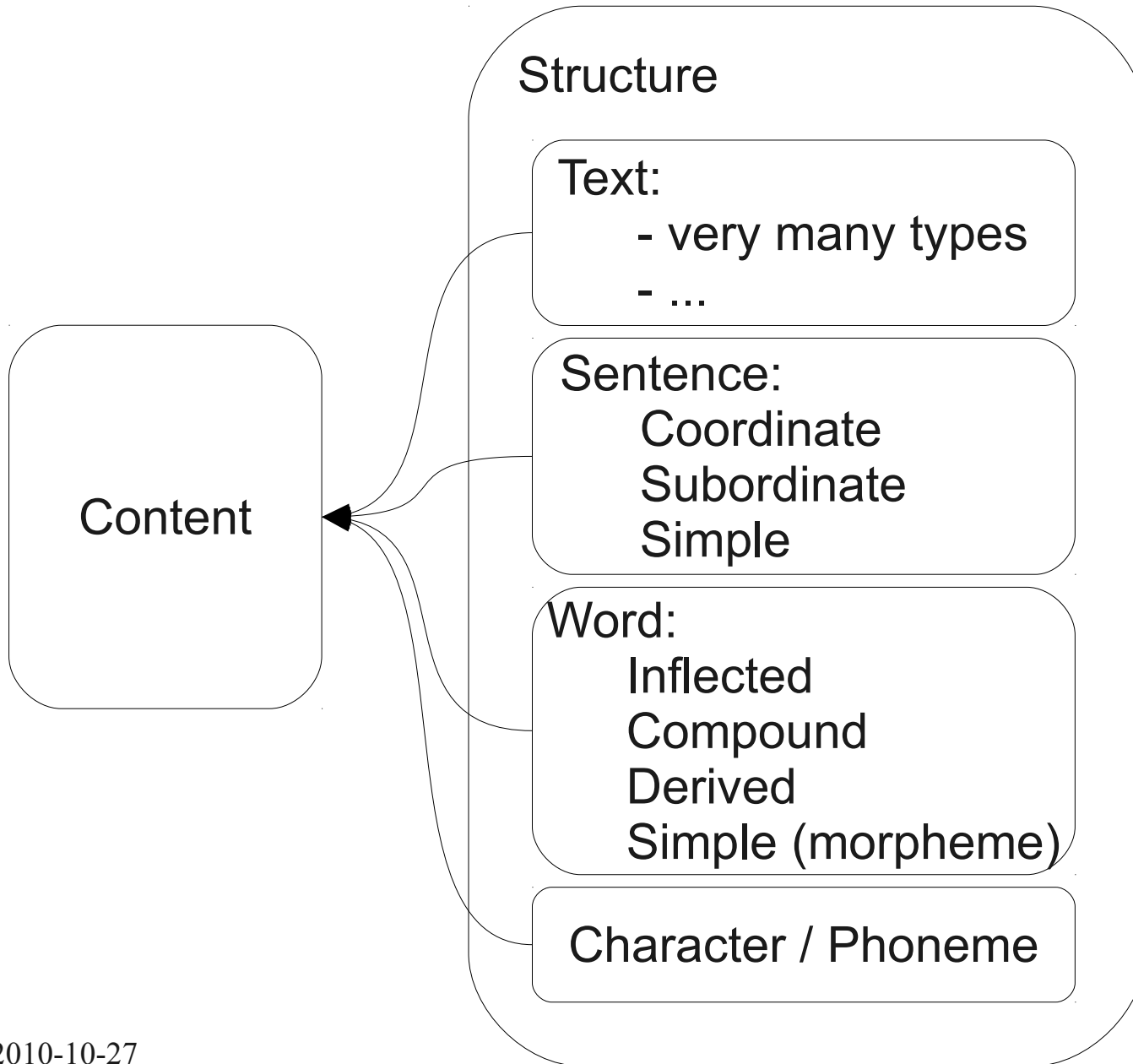
Coordinate  
Subordinate  
Simple

### Word:

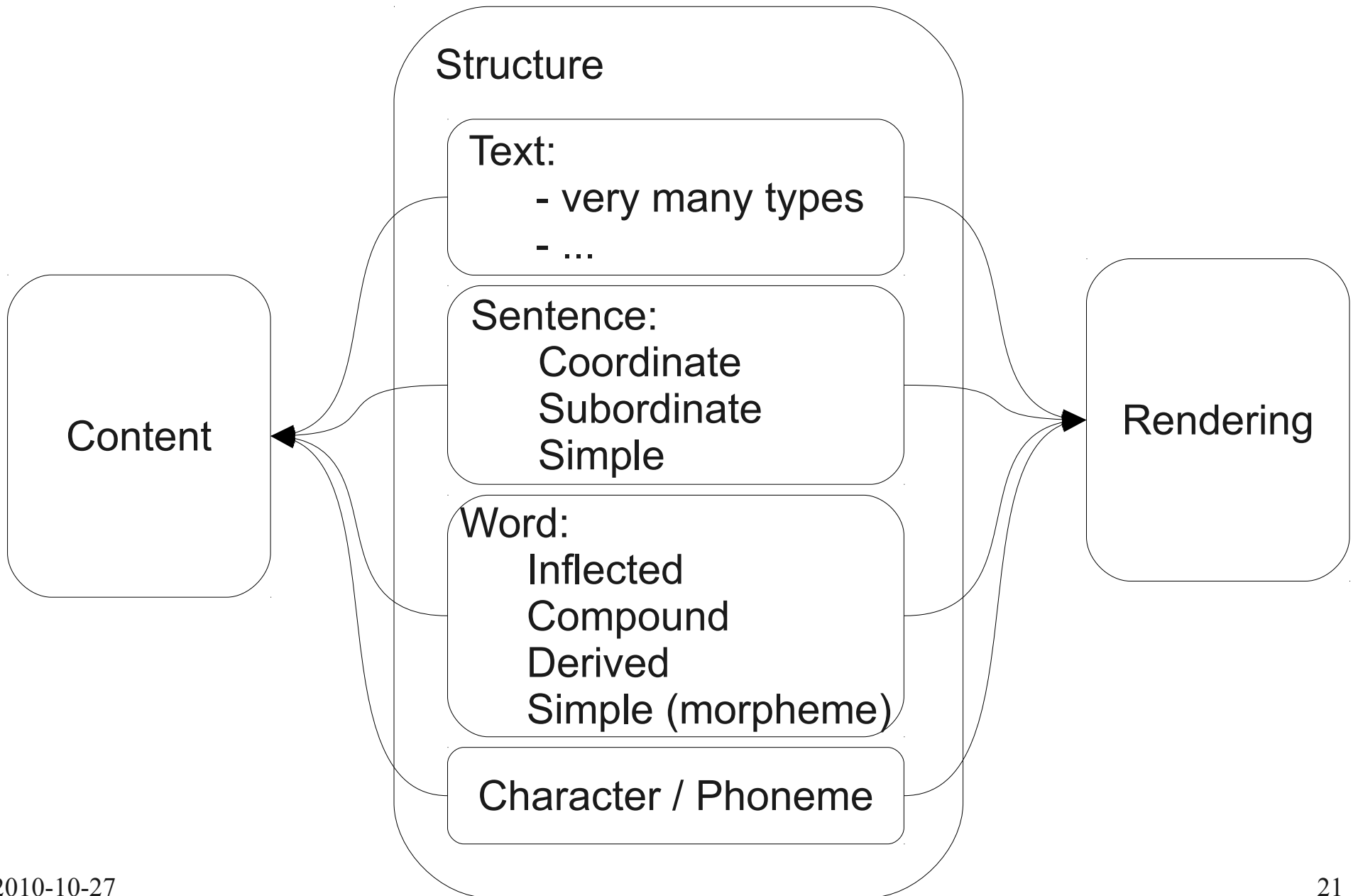
Inflected  
Compound  
Derived  
Simple (morpheme)

Character / Phoneme

# Components of language



# Components of language



# Semiotics of text

CONTEXT

DOCUMENT SYNTAX

- 1) Macrostructure:  
metamereonomy
- 2) Mesostructure:  
metataxonomy
- 3) Microstructure:  
a-v structure

PARTS



CONTEXT

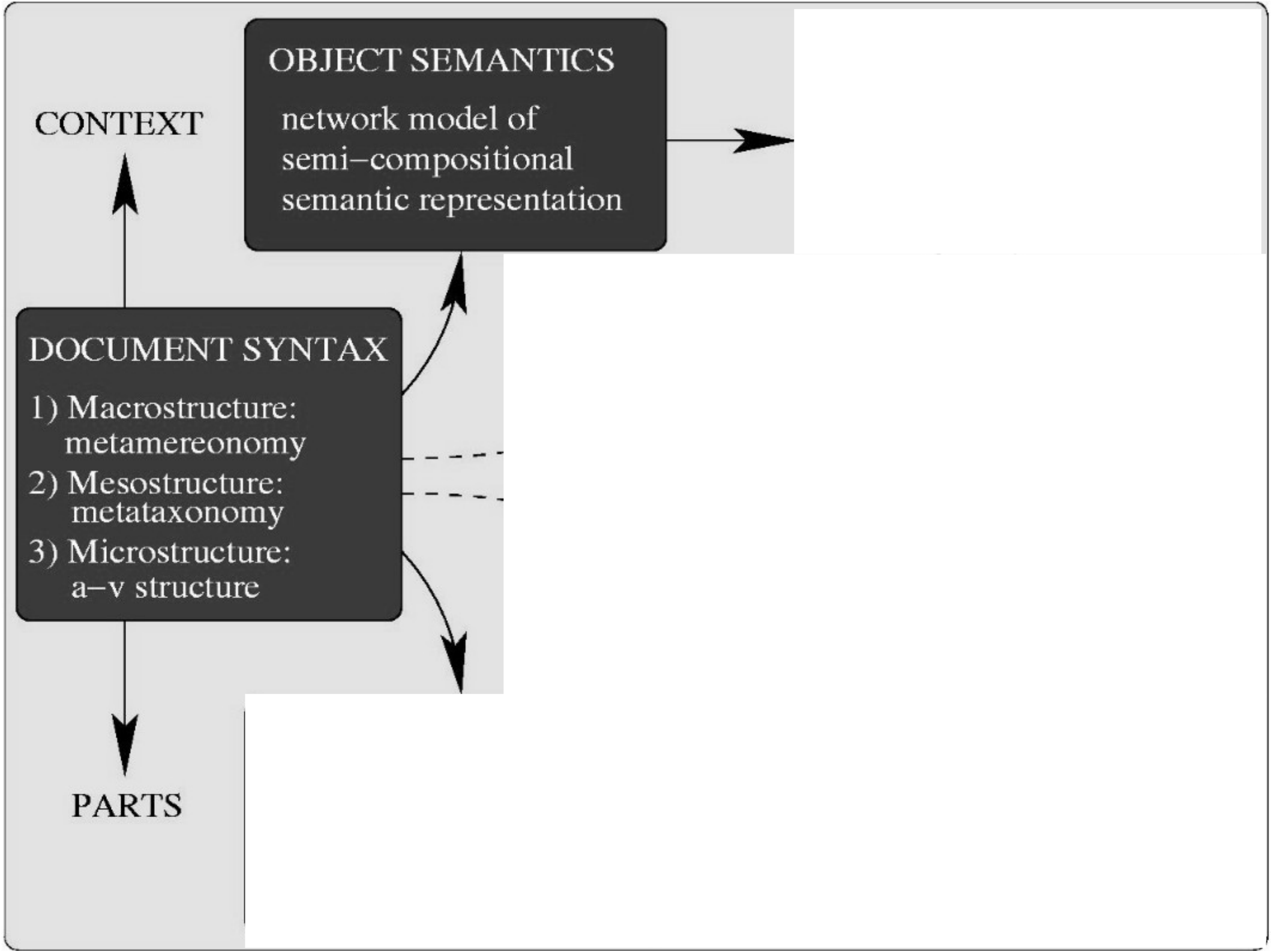
## OBJECT SEMANTICS

network model of  
semi-compositional  
semantic representation

## DOCUMENT SYNTAX

- 1) Macrostructure:  
metamereonomy
- 2) Mesostructure:  
metataxonomy
- 3) Microstructure:  
a-v structure

PARTS



CONTEXT

### OBJECT SEMANTICS

network model of  
semi-compositional  
semantic representation

### DOCUMENT SYNTAX

- 1) Macrostructure:  
metamereonomy
- 2) Mesostructure:  
metataxonomy
- 3) Microstructure:  
a-v structure

PARTS

### MEDIA SEMANTICS

network model of  
semi-compositional  
multimodal representation

CONTEXT

### OBJECT SEMANTICS

network model of  
semi-compositional  
semantic representation

### DOMAIN MODEL

- abstract entities
- analog/digital quantitative  
modality specific concrete  
objects & events

### DOCUMENT SYNTAX

- 1) Macrostructure:  
metamereonomy
- 2) Mesostructure:  
metataxonomy
- 3) Microstructure:  
a-v structure

PARTS

### MEDIA SEMANTICS

network model of  
semi-compositional  
multimodal representation

CONTEXT

### OBJECT SEMANTICS

network model of  
semi-compositional  
semantic representation

### DOMAIN MODEL

- abstract entities
- analog/digital quantitative  
modality specific concrete  
objects & events

### DOCUMENT SYNTAX

- 1) Macrostructure:  
metamereonomy
- 2) Mesostructure:  
metataxonomy
- 3) Microstructure:  
a-v structure

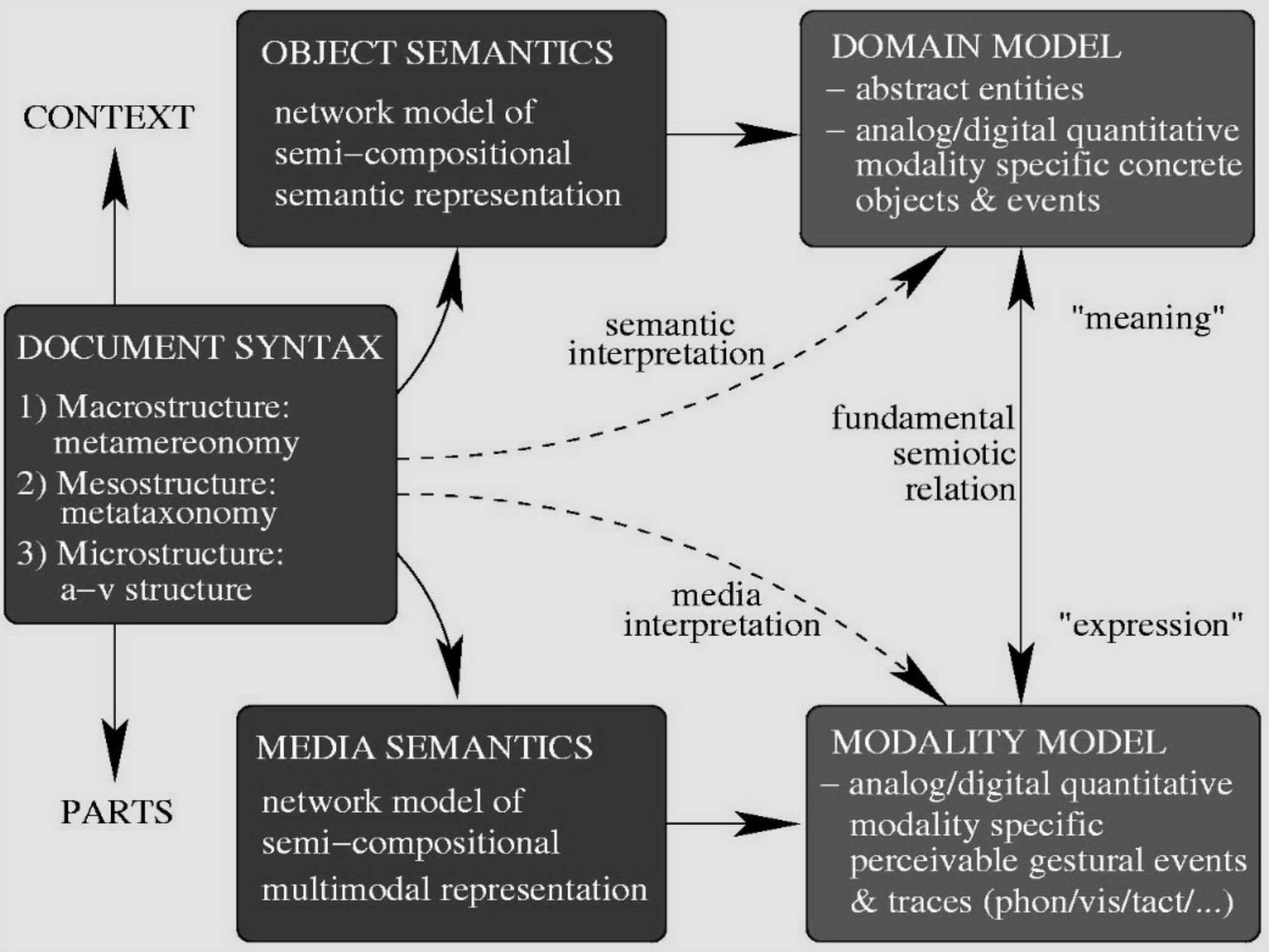
PARTS

### MEDIA SEMANTICS

network model of  
semi-compositional  
multimodal representation

### MODALITY MODEL

- analog/digital quantitative  
modality specific  
perceivable gestural events  
& traces (phon/vis/tact/...)



# Project

# Text grammar: designing a paper

	<b><i>CONTENT</i></b>	<b><i>STRUCTURE</i></b>	<b><i>RENDERING</i></b>
<b>Requirements:</b>			
<b>Design:</b>			
<b>Implementation:</b>			
<b>Dissemination:</b>			

## Task:

- Make a table as above, and enter your brainstorming notes into the cells.

# Structure & rendering

- Structure objects:
  - character, paragraph
  - table, table of contents
  - figure
  - footnote
  - footer
- Rendering properties:
  - font, size, colour, ...
  - indents, vertical & horizontal spaces
- Rendering entities:
  - page
  - line
- Note the difference between
  - paragraph and page
  - paragraph and line

# Structure: stylesheet = text grammar

BOOK → FrontMatter Body BackMatter

FrontMatter → Title Metadata

Body → Chapter Chapter\*

BackMatter → Bibliography Index

None of this is relevant from the word processor perspective:

- paragraphs (of many kinds, with different properties)
- character (of many kinds, with different properties)

Some of you may be familiar with stylesheets as LaTeX macro sets or HTML/XML stylesheets.

# Sample stylesheets

A publisher's stylesheet is

- a text grammar which defines text objects
- with assignment of rendering properties to the text objects

Conference stylesheet:

- [Conference Stylesheet](#)
- <http://www.lrec-conf.org/lrec2010/?Author-s-Kit-and-Templates>

Journal stylesheet:

- [Journal Stylesheet](#)
- [http://ifa.amu.edu.pl/psicl/Guidelines\\_for\\_authors](http://ifa.amu.edu.pl/psicl/Guidelines_for_authors)

# Typical objects & attribute-value sets

The image displays three overlapping dialog boxes from a software application, likely a word processor, showing various font settings. The top-left dialog is the 'Font' dialog, the top-right is 'Font Effects', and the bottom-left is 'Position'. Each dialog has a preview window at the bottom showing the text 'Times New Roman'.

**Font Dialog:** Shows the 'Font' tab selected. The 'Font' field contains 'Times New Roman'. The 'Typeface' list includes 'Normal', 'cursiva', 'Negreta', and 'Negreta cursiva'. The 'Size' is set to 12. The 'Language' is 'English (UK)'. A note states: 'The same font will be used on both your printer and your screen.'

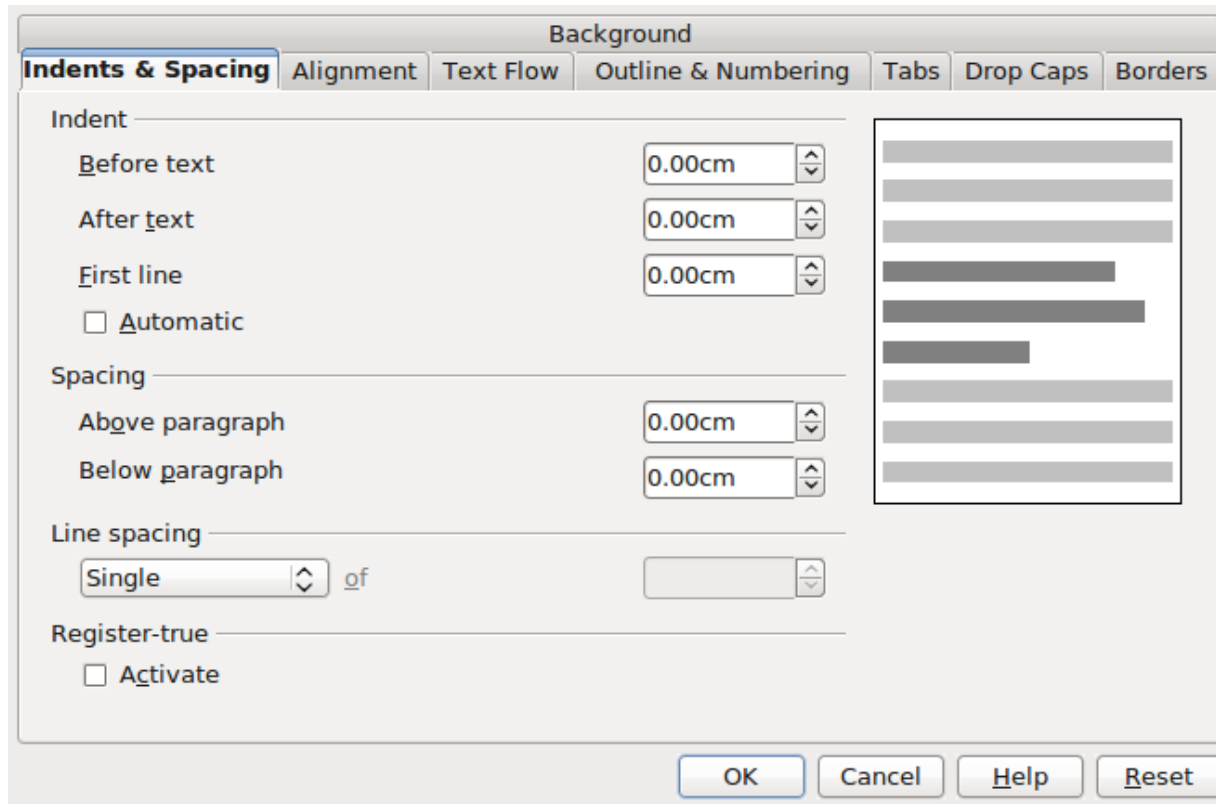
**Font Effects Dialog:** Shows the 'Font Effects' tab selected. 'Font colour' is 'Automatic'. 'Effects' is '(Without)'. 'Relief' is '(Without)'. 'Overlining' is '(Without)'. 'Strikethrough' is '(Without)'. 'Underlining' is '(Without)'. There are checkboxes for 'Outline', 'Shadow', 'Blinking', and 'Hidden', all of which are unchecked. 'Overline colour' and 'Underline colour' are both 'Automatic'.

**Position Dialog:** Shows the 'Position' tab selected. 'Superscript' is unchecked, 'Normal' is selected, and 'Subscript' is unchecked. 'Raise/lower by' is 1% with 'Automatic' checked. 'Relative font size' is 100%. Under 'Rotation / scaling', '0 degrees' is selected, '90 degrees' and '270 degrees' are unchecked, and 'Fit to line' is unchecked. 'Scale width' is 100%. Under 'Spacing', 'Default' is selected, 'by' is 0.0pt, and 'Pair kerning' is checked.

## Task:

- Define the different paragraph types found in a scientific article.
- Design the character component of a stylesheet for the different paragraph types found in a scientific article.

# Typical objects and properties



## Task:

- Define the different paragraph types found in a scientific article.
- Design the character component of a stylesheet for the different paragraph types found in a scientific article.

# Text grammar: designing a stylesheet

	<i>Property 1</i>	<i>Property 2</i>	<i>Property 3</i>
<b>Paragraph type 1:</b>			
<b>Paragraph type 2:</b>			
<b>Paragraph type 3:</b>			
<b>...</b>			

## Task:

- Make a table as above, and enter your attribute values into the cells.

Now write your abstract  
discussing details  
in cooperation with  
your neighbour.

# Next steps...

- Pick a scientific topic – real or imaginary
- Planning criteria:
  - Specifications: who, what is the abstract for?
  - Design: Content, Structure, Rendering
  - Implementation: OpenOffice
  - Dissemination: report.
- Follow-up:
  - send me your abstract for checking
  - OpenOffice only